

ORDER

SL 65

Position
____ / ____

Required delivery week: _____

1. Number of units
_____ pieces

2. Stacking
 Inside
 Outside

3. Panel
top hung

4. Number of panels (inside view)
 _____ left direction
 _____ right direction

5. Glass
 with: _____
 prepared for _____ mm

6. Wood type
 Nordic pine
 Spruce

7. Wood finish
 (according to SL colour chart)
 primed _____
 finished _____



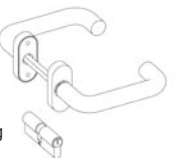
8. Colour of hardware
Floor track:
 E6 EV1 E6 C34
Hinge:
 E6 EV1 E6 C34
Flat handle:
 RAL 9016 9006
 9007 8077
 Special colour
 RAL _____
 (additional charge)

Client:

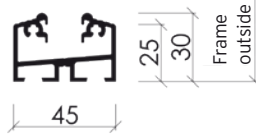

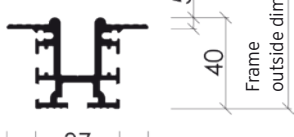
 Tel: _____ Fax: _____
 Contact person _____

Ref:
 Quotation number:
 Delivery address (if different to client):

9. Hardware types ATTENTION! For **parapet installations:** Handle height from frame underside _____ mm

<input type="radio"/> Flat handle on inside without lock (standard) 	<input type="radio"/> Flat handle inside/outside with profile cylinder (only possible with pair panel) 	<input type="radio"/> Lever HEWI handle inside/outside with key cylinder (only possible on first opening swing panels) 
--	---	---

10. Floor track options (Examples are to be found on www.solarlux.com)

<input type="radio"/> 5-45-02-x  Drainage <input type="radio"/> yes <input type="radio"/> no Frame outside dimension: 25, 30 Width: 45	<input type="radio"/> 5-45-43-x  No factory installed drainage Frame outside dimension: 12.5, 40 Width: 62.5, 132
<input type="radio"/> 5-50-23-x  No factory installed drainage Frame outside dimension: 5, 40 Width: 37, 62	

11. Drawing

Elevation from inside

External frame size (with): _____ mm

External frame size (height): _____ mm

number of panels and opening direction

Plan view

Outside _____

Inside _____
 panel shown in open position (stacking position)

03/2007 - subject to technical changes without notice