

# ORDER

**SL 25**  
 **SL 25R**

Position \_\_\_\_\_ / \_\_\_\_\_

Required delivery week: \_\_\_\_\_

1. Number of units  
\_\_\_\_\_ pieces

2. Stacking  
 Inside  
 Outside

3. Number of panels (inside view)  
 \_\_\_\_\_ left direction  
 \_\_\_\_\_ right direction

4. Glass thickness  
 6mm TSG clear  
 8mm TSG clear  
 10mm TSG clear  
 Structured glass: \_\_\_\_\_  
 TSG = Toughened Safety Glass

5. Door knob  
 Inside and outside

6. Angled version  
 please attach separate drawing and specify the reference line

7. Surface profile + panelconnector  
 RAL \_\_\_\_\_  
 or  
 Eloxal \_\_\_\_\_

Remarks

Client:

Tel: \_\_\_\_\_ Fax: \_\_\_\_\_

Contact person \_\_\_\_\_

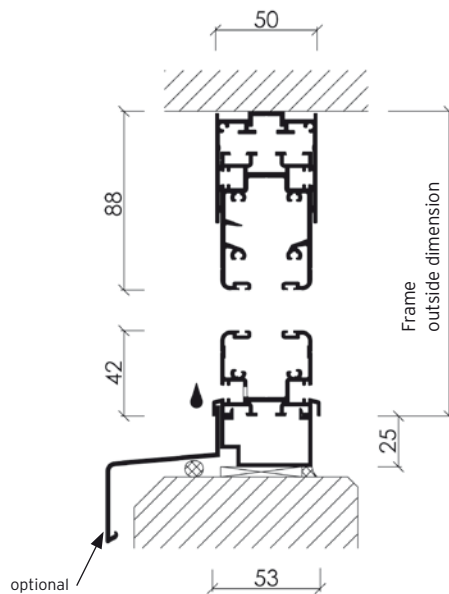
Ref:

Quotation number:

Delivery address (if different to client):

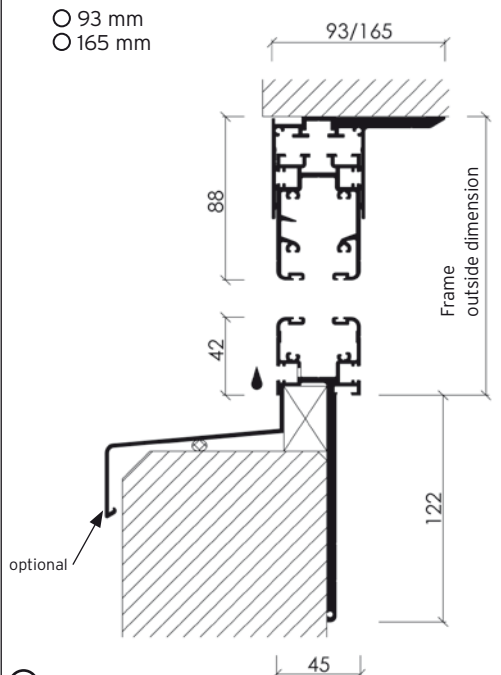
## 8. Please choose profile variants

Running track with +/- 8mm height adjustment without flange



Guide rail without flange  
 optionally with  
 sill profile  
 sill, depth \_\_\_\_\_ mm

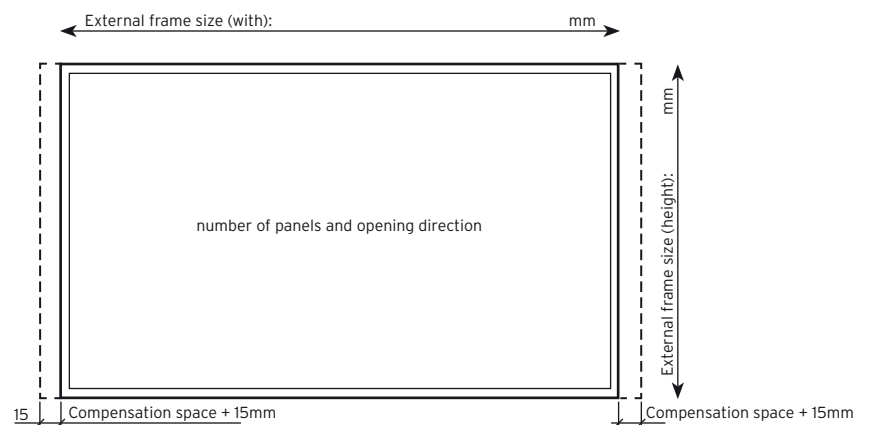
Running track with +/- 8mm height adjustment with flange



Guide rail with flange  
 optionally with  
 sill profile (aluminium, rectangular pipe 30x20)  
 sill, depth \_\_\_\_\_ mm

## 9. Drawing

### Elevation from inside



Outside

### Plan view

Inside

panel shown in open position (stacking position)