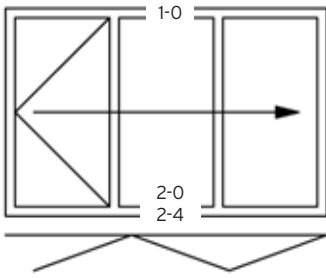


Innenansicht
View from the Inside

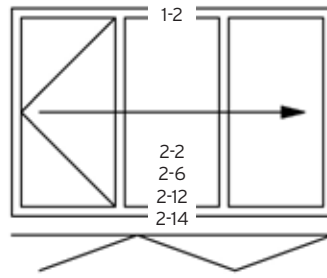
- ① erstöffnend / primary panel
- ② zweitöffnend / secondary panel

SL 78 „u“ I - 3R



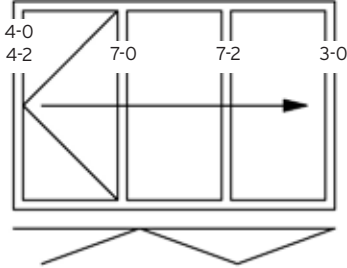
Details für unten aufstehende Faltwand.
 Details for floor mounted folding glass doors.

SL 78 „o“ I - 3R

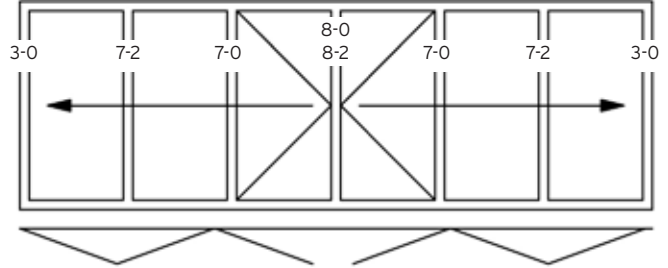


Details für oben anhängende Faltwand.
 Details for top hung folding glass doors.

I - 3R

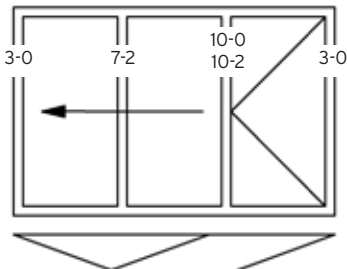


I - 3L 3R

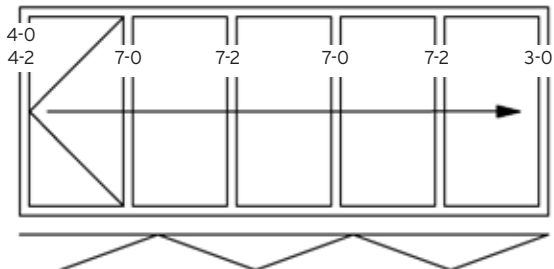


oder
 / or

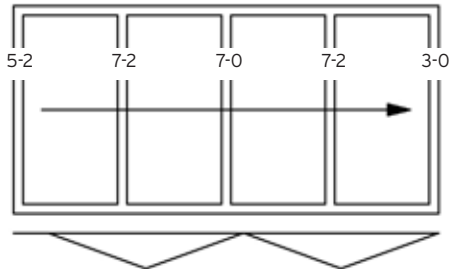
I - 2L 1R



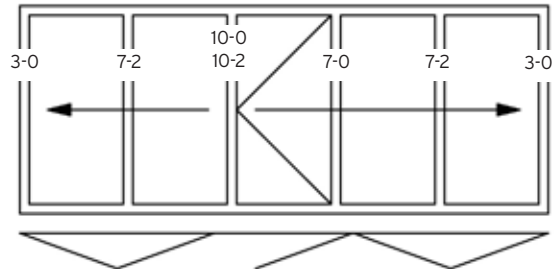
I - 5R



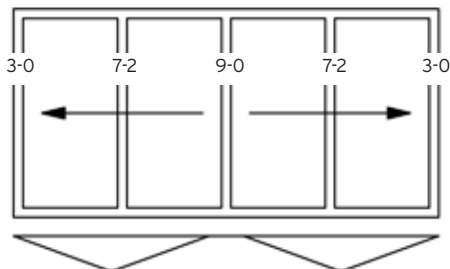
I - 4R



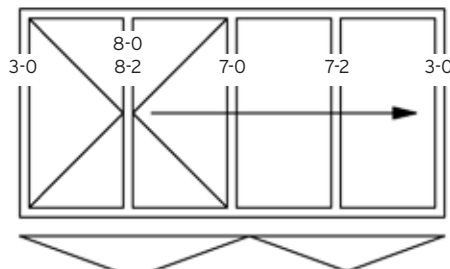
I - 2L 3R



I - 2L 2R



I - 1L 3R

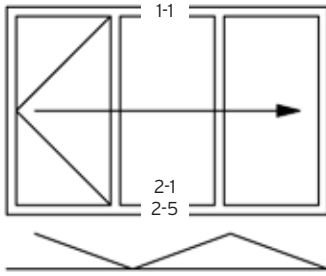


oder
 / or

Innenansicht

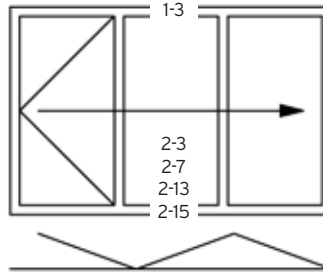
View from the Inside

SL 78 „u“ A - 3R



Details für unten aufstehende Faltwand.
Details for floor mounted folding glass doors.

SL 78 „o“ A - 3R

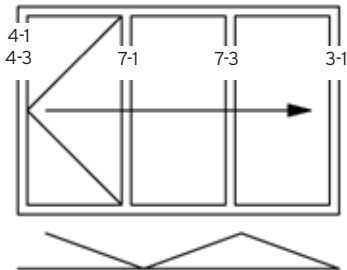


Details für oben anhängende Faltwand.
Details for top hung folding glass doors.

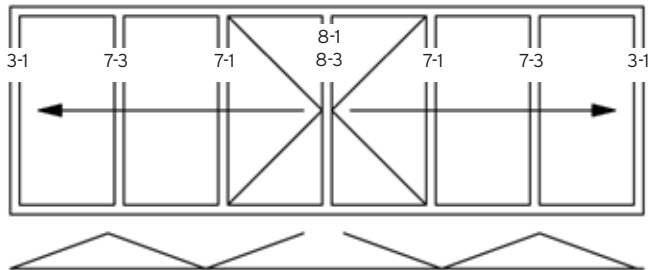
① erstöffnend / primary panel

② zweitöffnend / secondary panel

A - 3R

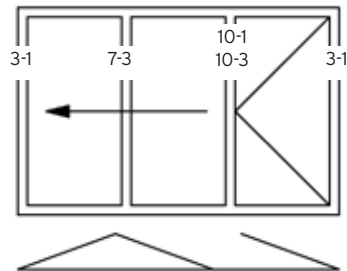


A - 3L 3R

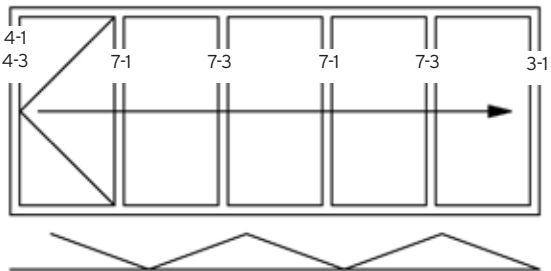


oder
/ or

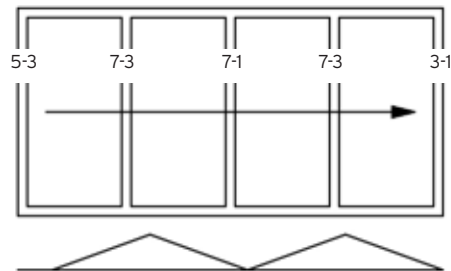
A - 2L 1R



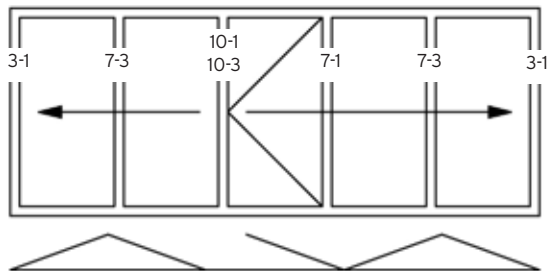
A - 5R



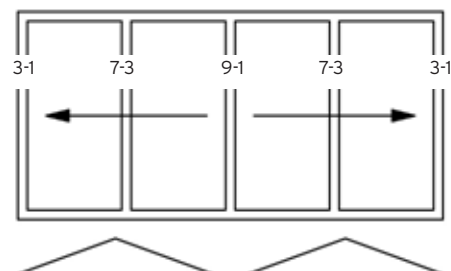
A - 4R



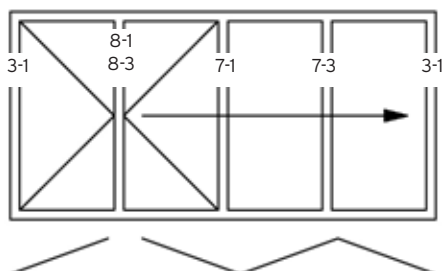
A - 2L 3R



A - 2L 2R



A - 1L 3R

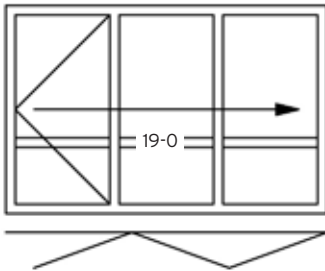


oder
/ or

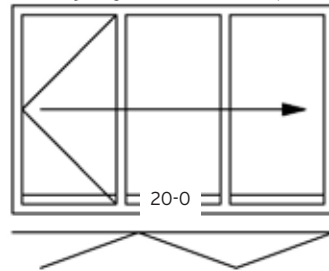
Innenansicht

View from the Inside

Faltwand mit Sprosse.
Folding façade with transom.



Faltwand mit Sockel.
Folding façade with base profile extension.



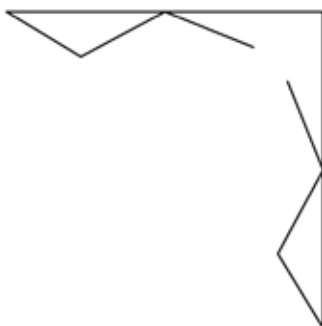
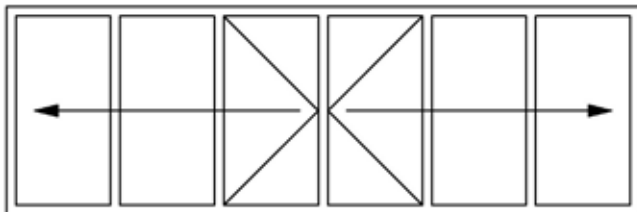
Grundrissbeispiele:

Bei einer abgewinkelten Anlage wird die Ausführung funktionsbedingt der Einbausituation angepasst.

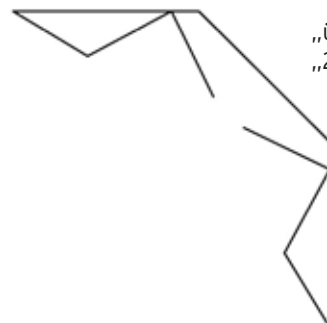
Floor plan examples:

In the case of an angled configuration the design is adapted to the situation and functional requirements.

I - 3L 3R



„über 90° Ecke“ /
„open 90° corner“



„über 2 Ecken“
„2 open 135° corners“

